

Cruciform mounting plates

Steel

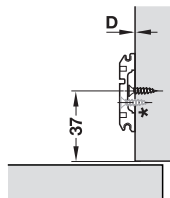


- Finish: Nickel plated
- Height adjustment: Via slot

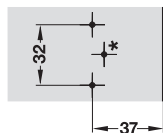
5

Blum Concealed Hinges – Accessories

→ For screw fixing with chipboard screws



Drilling pattern



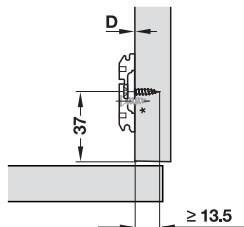
* additional screw for wide angle hinges

- Height adjustment: ± 3 mm

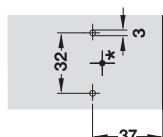
Distance D mm	Model	Cat. No.
0	173L6100	342.21.910

Packing: 50 pieces

→ For screw fixing with pre-mounted chipboard screws



Drilling pattern



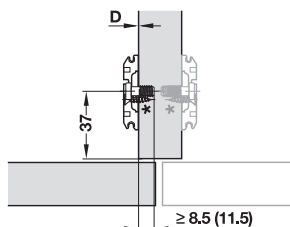
* additional screw for wide angle hinges

- Height adjustment: ± 3 mm
- Installation: Into 32/37 mm series drilled holes, drilling $\varnothing 3$ mm

Distance D mm	Model	Cat. No.
0	173S6100	342.21.940

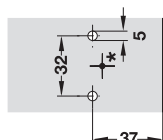
Packing: 50 pieces

→ For screw fixing with pre-mounted Euro screws



8.5 mm with twin mounting and 11.5 mm with full overlay, half overlay and inset mounting

Drilling pattern



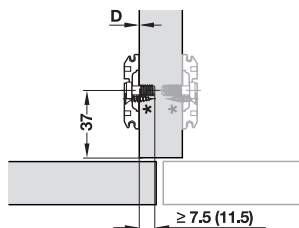
* additional screw required for wide angle hinges and twin mounting

- Height adjustment: ± 3 mm
- Installation: Into 32/37 mm series drilled holes, drilling $\varnothing 5$ mm

Distance D mm	Model	Cat. No.
For full overlay mounting, half overlay mounting and inset mounting		
0	173L8100	342.21.906
3	173L8130	342.21.933
For twin mounting		
0	173L8100.21MPL	342.21.890

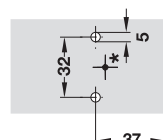
Packing: 50 pieces

→ For screw fixing with pre-mounted special screws and spreading dowels



7.5 mm with twin mounting and 11.5 mm with full overlay, half overlay and inset mounting

Drilling pattern



* additional screw required for wide angle hinges and twin mounting

- Height adjustment: ± 2 mm
- Installation: Into 32/37 mm series drilled holes, drilling $\varnothing 5$ mm

Distance D mm	Model	Cat. No.
For full overlay mounting, half overlay mounting and inset mounting		
0	174E6100.01	342.21.990
3	174E6130.01	342.21.993
For twin mounting		
0	174E610Z	342.21.980

Packing: 50 pieces

Processing aids

► MB 5.107